

BACNET-GW-3

BACnet Gateway



Network Systems

General

The BACNET-GW-3 provides an interface between NOTIFIER's **NOTI•FIRE•NET** fire panel network (either the standard or the high-speed version) and a network using the BACnet/IP communication protocol. BACnet protocol is an American National Standard (ANSI/ASHRAE 135-1995). With the Gateway interface, devices on **NFN** fire alarm control panels are represented as BACnet objects to the BACnet client. The user subscribes to Event Notification objects per FACP, and the BACnet device receives events from objects on the FACP as a result of this subscription.

The BACNET-GW-3 can be connected to a stand-alone ONYX® panel (9th edition) with an available network port, or it can be connected to **NOTI•FIRE•NET** via the network port on any network control module. Connected to **NOTI•FIRE•NET**, each BACNET-GW-3 can support a maximum of 14 other nodes or 15,000 objects. Multiple BACNET-GW-3s can be used to interface with larger networks.

Features

- The BACNET-GW-3 can monitor up to 14 **NOTI•FIRE•NET** nodes with a maximum combined object count of 15,000 (object count includes all detectors, monitor modules, notification appliance circuits, etc.).
- Multiple BACNET-GW-3s can be used for large networks (more than 15 nodes total).
- Provides a built-in configuration tool for simple browser configuration.
- The NOTIFIER BACNET-GW-3 can behave as a foreign device when communicating with a third-party BBMD (BACnet Broadcast Management Devices).

Compatibility


- **ONYX Series Fire Panels.** NFS-320, NFS2-640, NFS2-3030.
- **ONYXWorks™ Workstation.**
- **Other Devices.** Digital Voice Command, NCA-2, NWS-3, MODBUS-GW, NFN-GW-EM-3, PC NFN Gateways, VESDA-HLI-GW.
- **Standard and High-speed NOTI•FIRE•NET (NFN).**

Specifications

- **Power Input.** 24 VDC.
- **Input Current.** 125 mA @ 24 VDC.
- **Power Supply.** The BACNET-GW-3 must be powered by a UL Standard 1481 and/or UL Standard 864 listed, regulated, 24 VDC power supply.
- **Temperature.** 0°C to 49°C (32°F - 120°F).
- **Relative Humidity.** 93 ±2% non-condensing at 32±2°C (90±3° F).

Connections

- The BACNET-GW-3 is connected to **NOTI•FIRE•NET** via a network control module (NCM or HS-NCM).
- The BACNET-GW-3 is connected to the BACnet front end via a standard RJ45 Ethernet connector.



- The BACNET-GW-3 installs in a single slot of a CAB-4 Series cabinet using a CHS-4 or CHS-4L chassis. The PNET-1 surge suppressor is connected to the BACnet Ethernet via a RJ45 Ethernet connector.

Standards and Codes

The BACNET-GW-3 complies with the following standards and requirements:

- **BACnet Standard Annex J** for IP and Support Device Objects, Binary Output Objects, Life Safety Points/ Zones, and Multi-State Inputs.
- **NFPA 70** National Electrical Code.
- **NFPA 72** National Fire Alarm Code.
- **NFPA 101** Life Safety Code.
- **UL 864, 9th Edition** Control Units for Fire Alarm Systems.
- **UL 2017, 1st Edition** General Purpose Signaling Devices and Systems.
- **UL 2572, 1st Edition** Mass Notification Systems.
- **CAN/ULC-S559-04, 1st Edition** Standard for Equipment for Fire Signal Receiving Centres and Systems.

Agency Listings and Approvals

The listings and approvals below apply to the BACNET-GW-3. In some cases, certain modules or applications may not be listed by certain approval agencies, or listing may be in process. Consult factory for latest listing status.

- **UL Listed.** S635.
- **ULC Listed.** S635.
- **CSFM.** 7300-0028:0250.
- **New York Fire Dept.** COA#6158.

Ordering Information

EQUIPMENT ORDERED FROM NOTIFIER

- **BACNET-GW-3.** Includes circuit board, surge suppressor, and connection cables.
- **CAB-4 Series Enclosure.** Standard enclosure for NOTIFIER fire alarm control panels and peripherals (available in four sizes, "A" through "D"). Back box and door ordered separately.

rately. A trim ring option is available for semi-flush mounting. (See DN-6857.)

- **CHS-4L.** Chassis for mounting N-WEBPORTAL in a CAB-4 Series cabinet.
- **NCM.** For connecting to a standard NOTI•FIRE•NET network. (See DN-6861.)
- **HS-NCM.** For connecting to a high-speed NOTI•FIRE•NET network (See DN-60454.)
- **Power Supply.** Select a regulated +24 VDC power supply that is listed to UL 1481 or UL 864.

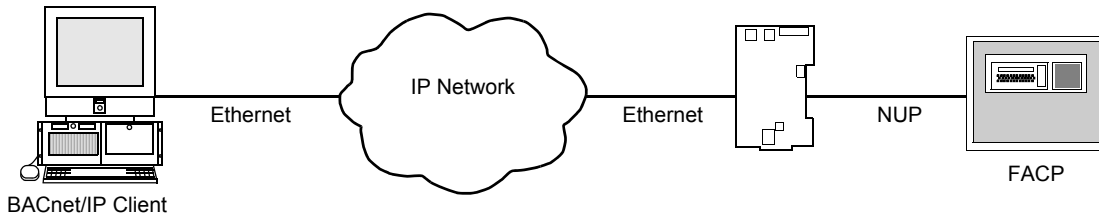
EQUIPMENT SUPPLIED BY CUSTOMER

- **Computer.** Capable of running a web browser to configure the BACNET-GW-3.
- **Web Browser.** Google Chrome (preferred), Firefox, or Microsoft Internet Explorer (version 10 or higher).
- **Ethernet Patch Cable (RJ45 connectors).** For connecting BACNET-GW-3 to Local Area Network (LAN) for configuration.

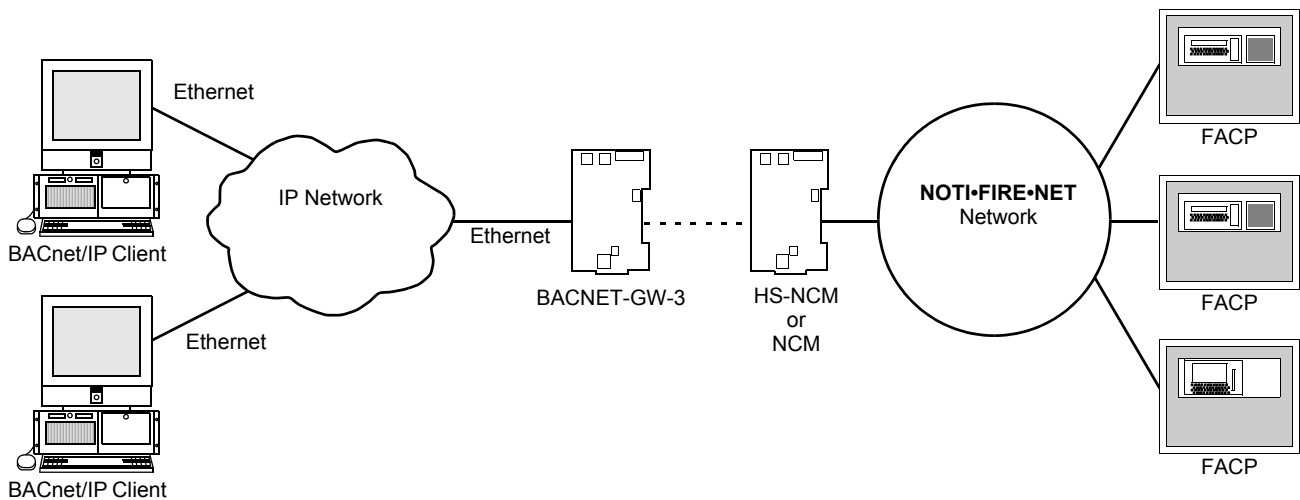
PIC STATEMENT/BACNET INFORMATION

The BACNET-GW-3 *PIC Statement* is available at www.notifier.com. Select products and then network systems. For information on the BACnet protocol, see www.bacnet.org.

System Architecture



Single Panel Architecture



NOTI•FIRE•NET Network Architecture

NOTIFIER®, ONYX®, and ONYXWorks® are registered trademarks of and NOTI•FIRE•NET™ is a trademark of Honeywell International Inc. BACnet® is a registered trademark of the American Society of Heating, Refrigerating and Air-Conditioning Engineers (ASHRAE). Google® is a registered trademark and Chrome™ is a trademark of Google Inc. FireFox® is a registered trademark of Mozilla Inc. Microsoft® and Windows® are registered trademarks of Microsoft Corporation.
 ©2014 by Honeywell International Inc. All rights reserved. Unauthorized use of this document is strictly prohibited.



This document is not intended to be used for installation purposes. We try to keep our product information up-to-date and accurate. We cannot cover all specific applications or anticipate all requirements. All specifications are subject to change without notice.



For more information, contact Notifier. Phone: (203) 484-7161, FAX: (203) 484-7118.
www.notifier.com