


# Fire Extinguishers

There are three basic elements to a fire...

... without any one of these, no fire can continue to burn.



## Types of Fires

## How to Use

Letters, colors and symbols on fire extinguishers represent what types of fires they will extinguish.

When a small fire breaks out, have someone else call 911 immediately. If you are unable to put out the fire, valuable time will not be wasted.

### Class

### Description

### Symbol



**Ordinary Combustibles**  
Fires in paper, cloth, wood, rubber, and many plastics require a water type extinguisher labeled A.



**Flammable Liquids**  
Fires in oils, gasoline, some paints, lacquers, grease and solvents require an extinguisher labeled B.



**Electrical Equipment**  
Fires in wiring, fuse boxes, energized electrical equipment, computers, and other electrical sources require an extinguisher labeled C.



**Metals**  
Fires involving powders, flakes or shavings of combustible metals such as magnesium, titanium, potassium and sodium require special extinguishers labeled D.



**Kitchen**  
Fires in commercial cooking appliances involving combustible cooking fluids such as oils and fats require special extinguishers labeled K.



## Remember the P A S S Word

### Pull

Pull the pin (or other motion) to unlock the extinguisher.



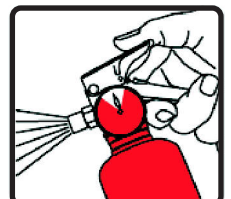
### Aim

Aim at the base (bottom) of the fire and stand 6 - 10 feet away.




### Squeeze

Squeeze the lever to discharge the agent.



### Sweep

Sweep the spray from left to right until the flames are totally extinguished.



847-695-5990

FoxValleyFire.com



Sales • Installation • Service • Inspections

